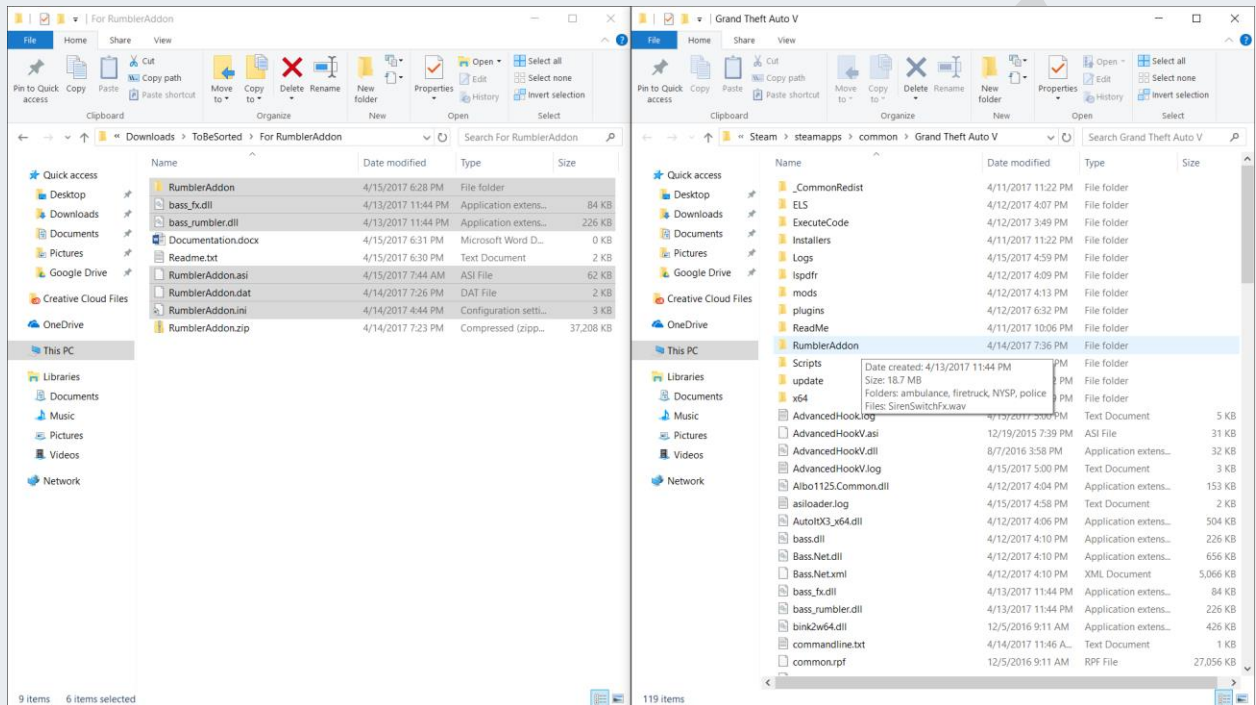


Rumbler Addon

The Federal Signal Rumbler by OJDoesIt

Installing the mod

Copy the RumblerAddon folder, bass_fx.dll, bass_rumbler.dll, RumblerAddon.ini, RumblerAddon.dat and RumblerAddon.asi to the root of your GTA V installation folder.



Adding Sirens to the mod

All default vehicles have been preconfigured (changeable; see Adding/Replacing siren slots in RumblerAddon.dat)

1. Find a siren mod you like (can be created by you, or any source as long as it is in wave format)
 - a. If it is a GTA IV .ivaud file, you will have to extract it using either OpenIV (if you have GTA IV installed) or Andrew's IVaud editor (link will be in the index)
2. Take the sirens and copy them to one of the default folders or a created folder (will be mentioned later)
Example: /RumblerAddon/Police/ or /RumblerAddon/Firetruck/
3. Rename sirens to siren(#).wav where (#) is the a value between 1 and 9.
4. Sirens are ready to go!!!

Rumbler Addon

The Federal Signal Rumbler by OJDoesIt

Adding/Replacing siren slots in RumblerAddon.dat

To add a vehicle or change a vehicles siren folder:

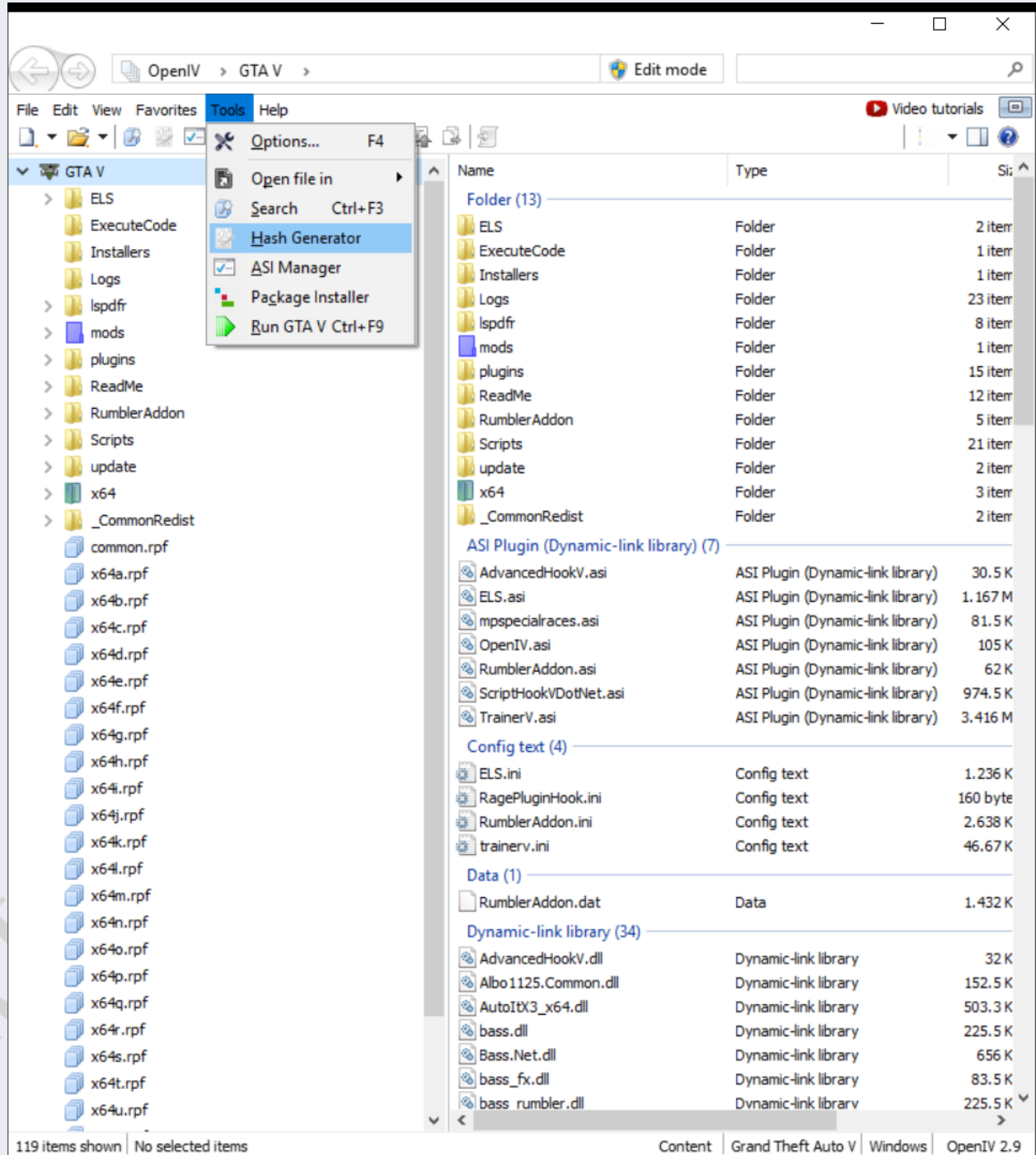
1. Open RumblerAddon.dat (should be in the root of your GTA V folder)

```
# Rumbler Addon
# Created by OJdoesIt/HeresOtis
#
# A: Vehicle Hash (hexadecimal)
# B: Folder Name (preferably model name)
#
# A          B
# LSPolice
0x79FBB0C5   police
0x9C32EB57   police
0x71FA16EA   police
0x8A63C7B9   police
0x9F05F101   police
```

Rumbler Addon

The Federal Signal Rumbler by OJDoesIt


2. Adding vehicles or changing folder
 - a. To add a vehicle, get the hash by typing it's name in the OpenIV Hash Generator, you can find this by opening OpenIV, going to Tools/Hash Generator



Rumbler Addon

The Federal Signal Rumbler by OJDoesIt

Type the vehicle's name and make sure to select hex at the bottom then click generate, Hex will be given:



The screenshot shows a window titled "Hash Generator - OpenIV". It has two main text areas: "Input:" on the left and "Output:" on the right. The "Input:" area contains the text "police". The "Output:" area contains the text "0x79F8B0C5". At the bottom of the window, there are three buttons: "Load from File", "Generate" (which is highlighted with a blue border), and "Save to File". To the left of these buttons are two radio buttons for "Output format:" with "Dec" and "Hex" options, and a checkbox for "Case Sensitive". The "Hex" radio button is selected.

Input:	Output:
police	0x79F8B0C5

Output format: ☐ Dec ☒ Hex
☐ Case Sensitive

Load from File Generate Save to File

Rumbler Addon

The Federal Signal Rumbler by OJDoesIt

Place the hex in the 'A' column in RumblerAddon.dat. In the 'B' column, type in the folder name the sirens are in or you want to use for new sirens (You must create the folder if it does not exist; Proceed to adding sirens if folder does not previously exist).

- a. To Change a vehicles folder, just rename the folder name in 'B' column whatever you desire (making sure to create a folder, and place desired sirens in it.)

Ex: 0x79FBB0C5 police >> 0x79FBB0C5 police2

Faq:

Q: RumblerAddon is not working and I copied it to the root of GTA V.

A: Make sure to install ScriptHookV and that your Numpad is On, also make sure that you copied the contents of the zip and not the folder created by the zip into the root of GTA V. (If none of the above work, PM Starkka15@gmail.com with a screenshot of GTA V directory, RumblerAddon Folder, and send the RumblerAddon.txt (created in the root of GTA V). He will help sort it out.)

Q: Can I use other than wav files?

A: Possibly... Make sure to change the file extension in the INI to whatever file extension you are using (This has not been tested, best to stick with wav)

Q: Will this support Online Gameplay (GTA: Online, FiveReborn)

A: No.

Rumbler Addon

The Federal Signal Rumbler by OJDoesIt

Recommended sirens and possible tools you may need

Whelen 295SL Series siren:

<http://www.lcpdfr.com/files/file/12894-whelen-295sl-series-siren-mod-10-siren-tones-siren mastery/>

D&R Intimidator:

<http://www.lcpdfr.com/files/file/7529-dr-intimidator-siren/>

Code 3 V-Con Siren:

<https://www.gta5-mods.com/vehicles/code-3-v-con-siren-mod-fire-truck-version>

Federal Signal Touchmaster Delta

<http://www.lcpdfr.com/files/file/15336-federal-signal-touchmaster-delta-tones-for-rumbleraddon/>

Andrew's IVaud editor:

<http://www.gta4-mods.com/tools/andrews-iv-audio-editor-f26818>

OpenIV:

<http://openiv.com/>